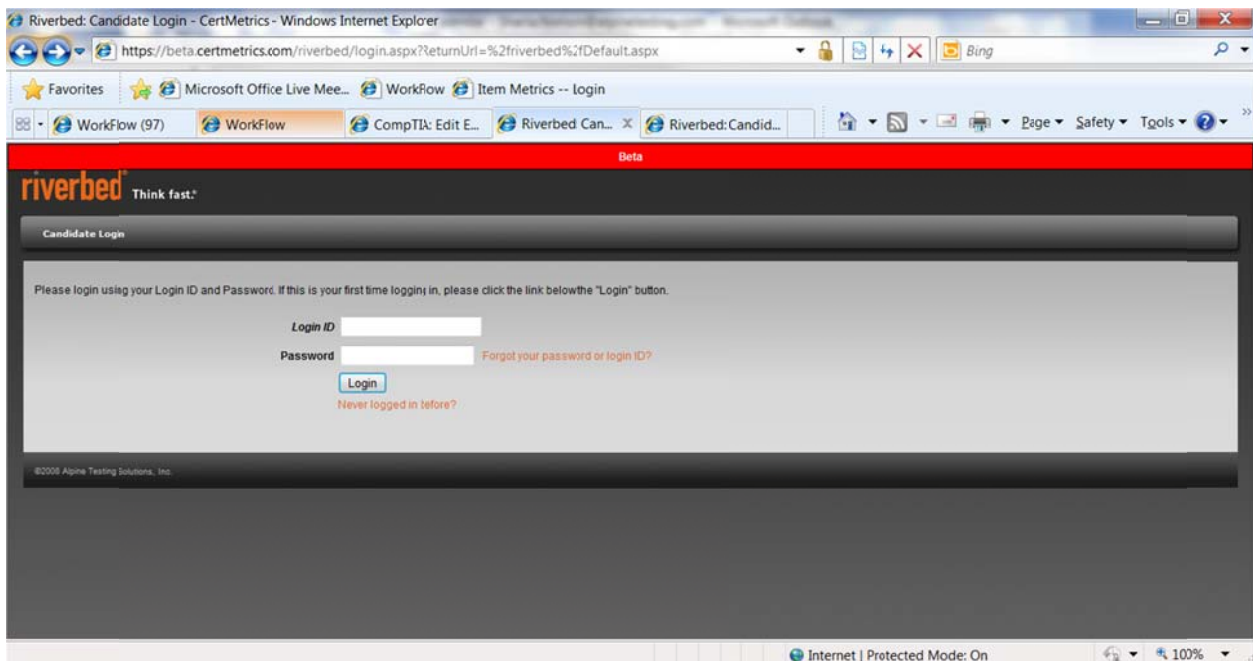




## First Time login Process for Riverbed Certification Candidates

Go to <https://www.certmetrics.com/riverbed/>, and then you can then select “Never logged in before?”



Use the 'By email address' option and the system will send you an email with instructions on how to set up their login and password.

**Note:** if we find that more than one candidate is sharing the same email address in the system, The candidate will have to enter in their last name and either an exam Registration number or a Testing ID off of their score report. This is done for security reasons. The email address is usually the email you have on your records with Pearson VUE.

Riverbed: First-Time Login - CertMetrics - Windows Internet Explorer

https://beta.certmetrics.com/riverbed/public/firsttime.aspx

Candidate Login

Please enter the requested data from your score report and then type in a password to obtain your login ID.

If you do not have a score report, you may use your email address to begin the process. The system will send an email that includes a link which will allow you to set your password and obtain your login ID. The email address we have on file is most commonly the same one you supplied the last time you took an exam.

**By score report**

Last name

Registration number

New password

Retype new password

**Or**

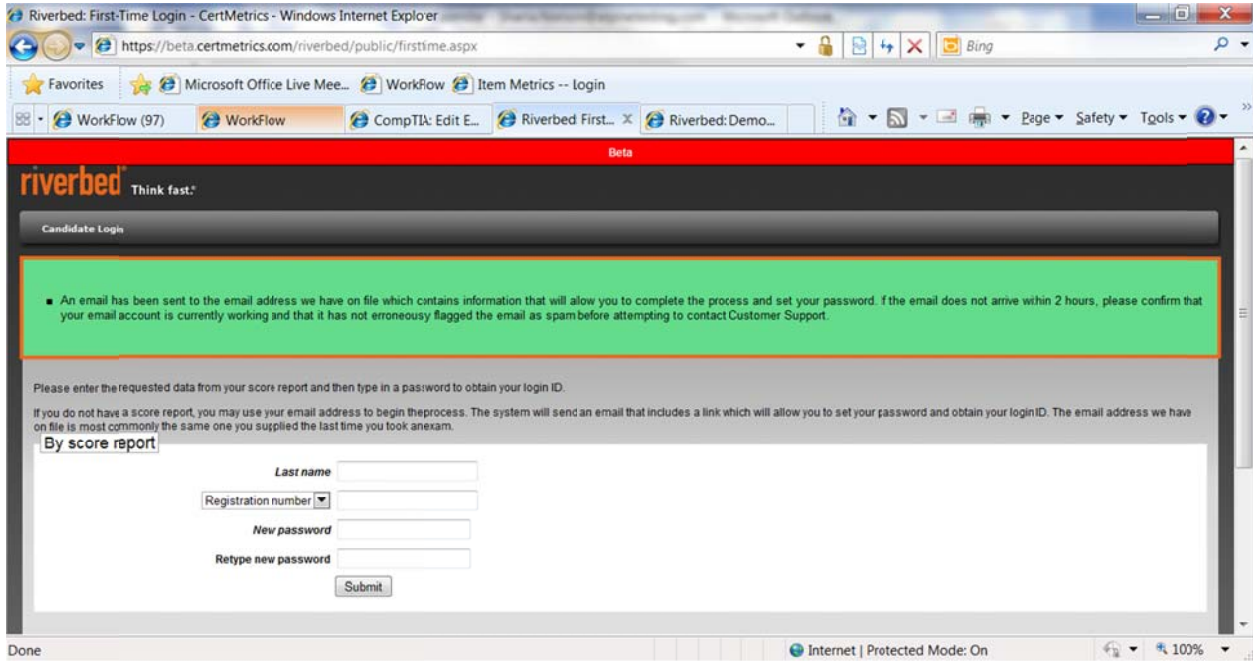
**By email address**

Email address

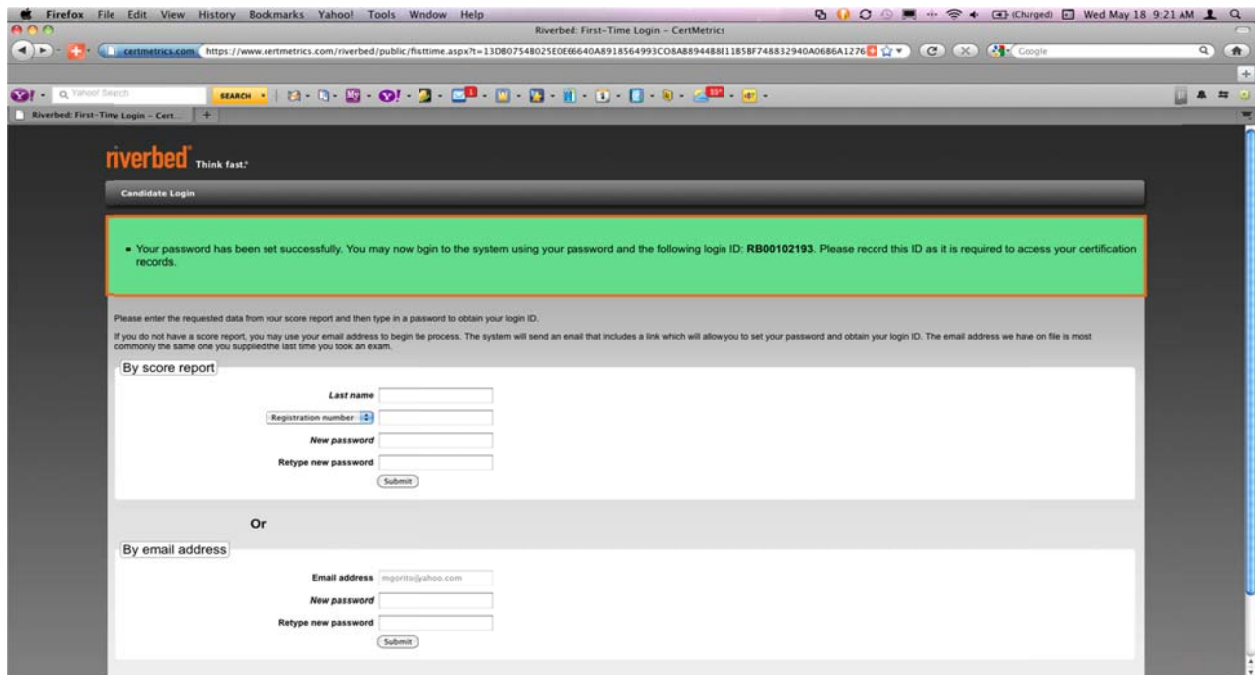
©2008 Alpine Testing Solutions, Inc.

Internet | Protected Mode: On

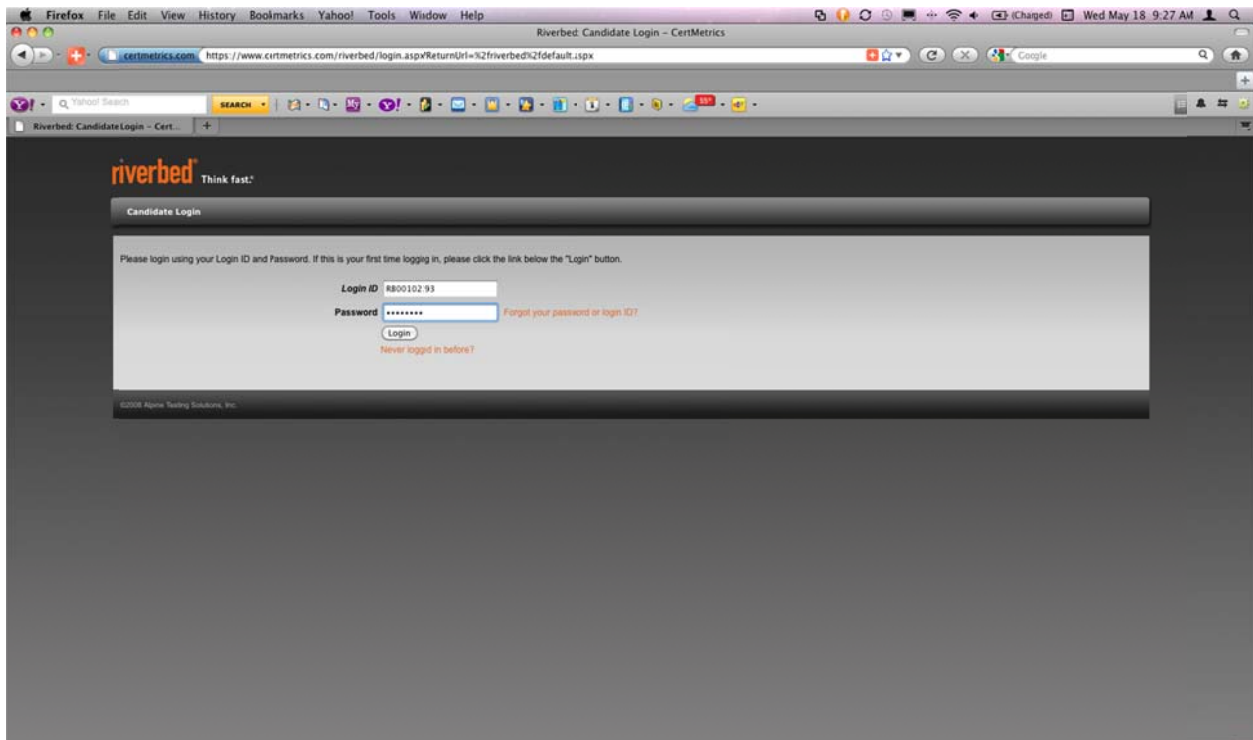
You will receive an email with the instructions to set up your login to the system. The link provided will take you to the page below to reset your password.



After you reset your password you will find at the top of the screen your login ID to the system on the form of RB00102193. Keep this for your records, as you will need this information along with your password to access the system:



Now you are able to login to the system <https://www.certmetrics.com/riverbed/>:



Once you are logged in you will be able to:

- Update your demographics (Demographics tab)
- View a history of exams (History tab)
- Track your certification status (Certification tab)
- Download your exam certificate and certification logos (Certification tab)
- Manage your transcripts (Transcripts tab)

